

EWI-302 DEEP PENETRATING PRIMER

EWI-302 Deep Penetrating Primer is a preparation primer for external walls. It is ideal for use on highly absorptive surfaces, as it works to consolidate and strengthen the substrate while limiting its absorptive capacity.

Deep Penetrating primer is easy to apply, dries completely colourless and will facilitate the application of render and external wall insulation products.



Intended Uses.

EWI-302 is designed for priming various absorptive substrates including ordinary and cellular concrete (e.g. aerated concrete), walls made of bricks, blocks and structural clay tiles, plaster coats, gypsum panels and gypsum plasterboards.

It is applied to the substrate prior to the application of paints, adhesives, cement or cement and lime-based plaster coats, skim finish products, ceramic tiling, floor screeds and even wallpapers.

Technical Specification

Composition


Water-based primer containing acrylic polymers and other additives.

pH

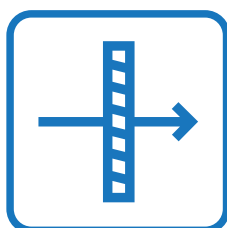
approx. 7

Bulk Density

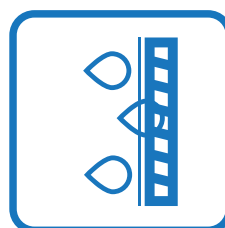
approx. 1.02 g/cm³



IMPROVES ADHESION



DEEP PENETRATING



REGULATES
ABSORPTION



INTERNAL & EXTERNAL
USE

Directions for use.

Substrate Preparation

Prior to priming, remove any loose elements and fragments on substrate. The substrate should be cleaned to ensure that it is free from all substances that may affect adhesion, i.e. dust, oil, grease, anti-adhesive agents, remaining paint, mould, algae, moss, etc. The substrate should be free of cracks and efflorescence, and uniformly dry. All contamination resulting from grease, oil or anti-adhesive agents should be cleaned by washing with a water-containing detergent.

Scratched and cracked surfaces should be repaired with EWI-260 Levelling Mortar or another mortar suitable for the substrate. Mortar applied to repaired sites should be dry and wellbonded before priming. Surfaces that will not be primed should be protected prior to priming.

Product Preparation

Stir the product thoroughly within its container before use. EWI-302 is a ready-to use emulsion and therefore does not require diluting with water or mixing with other substances.

Application

For best results, do not add water and apply using a brush or roller. Weak substrates that need to be strengthened and highly absorptive substrates should be re-primed after about 2-4 hours. Dispersion paints, surface finish products or adhesives should be applied at least 24 hours after priming.

Works must not be carried out during rain or snow, in strong winds and in direct sunlight, without special protection to limit exposure to weather conditions. Recently rendered coats must be protected against rain, frost and over-rapid drying.

Clean-up

All equipment must be washed with clean water immediately after use. Waste material should not be emptied into drainage systems.

Compliance with Standards

PN-C-81913:1998 Dispersion paints for facade painting, European Technical Approvals ETA – 15/0576 and ETA – 15/0575
BBA Approval Inspection Testing Certificate 18/5503

Storage

12 months when stored unopened in a dry environment above 5°C

Packaging

20kg Bucket

Safety Measures

Wear protective goggles, gloves, respiratory equipment and protective clothing when mixing and using this product. Avoid contact with the eyes. In the event of eye contact, wash the affected area with plenty of cold water as soon as possible and seek medical attention. Do not ingest. Keep out of reach of children. Refer to material safety sheet for further information regarding first aid and protection recommendations. Contact with wet cement may cause irritation, dermatitis or burns. For further details, refer to our Health & Safety Data Sheets

Application Conditions

Application and setting temperature

5°C to 25°C

Quantity to be used:

approx. 50-300 ml/m² depending on substrate structure and absorptive capacity

Colour

Colourless when dry

Drying Time

2-4 hours

Time until further work

Approx. 24 hours after priming