

# EWI-269

## LIGHTWEIGHT BASECOAT

EWI-269 Lightweight Basecoat is a breathable, levelling product that can be used internally or externally on high performance blockwork, lightweight masonry structures and stonework.

The Lightweight Basecoat can be hand or machine applied to the substrate and can be applied up to 20mm in one pass. The basecoat is compatible with the EWI Pro heritage range of products due to its lime content, which makes it lightweight and flexible. The Lightweight Basecoat comes in pre-mixed grey powder format, ready to just add the right amount of water.

Due to its chemical composition, the Lightweight Basecoat also has a declared thermal efficiency of 0.47W/mK.

### Intended Uses.

This basecoat is great as an internal or external preparation layer, e.g. parging, isolation, dispersion and levelling coats. Once applied the substrate will be ready for either an additional reinforcement layer or a final decorative finish depending on the project. Typical build-up of product is 20mm in one pass, with a finishing coat. For thicker levelling requirements consider installing a reinforcement layer.



### Technical Specification

#### Dry bulk density

approx. 1.5 g/cm<sup>3</sup>

#### Reaction to fire

Class A1

#### Composition

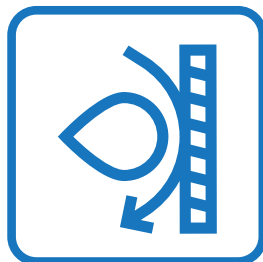
Portland cement, hydrated lime, mineral fillers (including perlite), admixtures

#### Thermal Conductivity

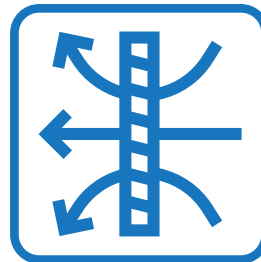
< 0.47 W/m\*K




LIGHTWEIGHT



HYDROPHOBIC



BREATHABLE



SPRAY/HAND APPLIED

# Directions for use.

## Substrate Preparation

When using the EW1-269 Lightweight Basecoat as a levelling layer, ensure the substrate surface is clean and free from any debris, salts and dust. If the surface is dusty prior to starting the installation process, then consider using a jet wash first before coating the surface with the EW1-301 Substrate Primer.

For painted surfaces, check for structural stability first, then consider using EW1-310 Universal Primer, which will create an abrasive surface ready for the EW1-269 Lightweight Basecoat to key onto.

For internal or external new build application, we recommend a period of settlement and drying out of the underlying substrate. Substrates ready for the application of the Lightweight Basecoat should be durable, rigid and dimensionally stable to avoid applying the product thicker than necessary

## Product Preparation

The bag needs to be mixed with 5 litres of clean potable water using an electric paddle mix. It is recommended the basecoat is mixed for 2-3 minutes to achieve the required consistency.

Depending on the conditions of application and the mixing process check the first batch of mortar when it is mixed for the appropriate consistency and if necessary, adjust the amount of added water to the mixture. The lightweight basecoat is then ready for use.

Hardened basecoat should not be remixed with fresh material.

## Application

Apply the mortar uniformly across the substrate and level it with a plastering trowel. When plastering in single coats of approx. 5-20mm, the final float finish (using a plastic, metal or felted float) should be completed after the initial setting process (approx. 2 hours for primed substrates, approx. 1.5 hours for substrates with a rough coat).

When plastering in multiple coats, each subsequent layer should be applied after the previous layer has set and therefore provided a natural key. All plaster works should be carried out in dry, mild weather.

For external application, always consider scaffold netting and appropriate protection for the working surface to mitigate the impact of adverse weather conditions. Internal areas should be well ventilated to allow the application layer to cure and dry out.

## Clean-up

All equipment must be washed with clean water immediately after use. Waste material should not be emptied into drainage systems.

### Compliance with Standards

PN-C-81913:1998 Dispersion paints for facade painting.

European Technical Approvals ETA – 15/0576 and ETA – 15/0575

BBA Approval Inspection Testing Certificate 18/5503

## Storage

12 months when stored unopened in a dry environment above 5°C

## Packaging

25kg Bag

## Safety Measures

Wear protective goggles, gloves, respiratory equipment and protective clothing when mixing and using this product. Avoid contact with the eyes. In the event of eye contact, wash the affected area with plenty of cold water as soon as possible and seek medical attention. Do not ingest. Keep out of reach of children. Refer to material safety sheet for further information regarding first aid and protection recommendations. Contact with wet cement may cause irritation, dermatitis or burns. For further details, refer to our Health & Safety Data Sheets

## Application Conditions

### Substrate Primer

EW1-310 Universal Primer

### Application and Setting Temperature

3°C to 25°C

### Water Mix Proportions

Approx 5L of water per 25kg of dry mix

### Time to use after mixing with water

approx. 3 hours at a temperature of +20°C;  
approx. 1 hour at a temperature of more than +25°C

### Dry Mix Consumption

approx. 5.5kg/m<sup>2</sup> per 5 mm of layer thickness

### Min/Max Thickness

5mm-50mm