

a) The minimum edge distance should be 100mm

DRAWING TITLE: Fixing pattern and insulation layout.



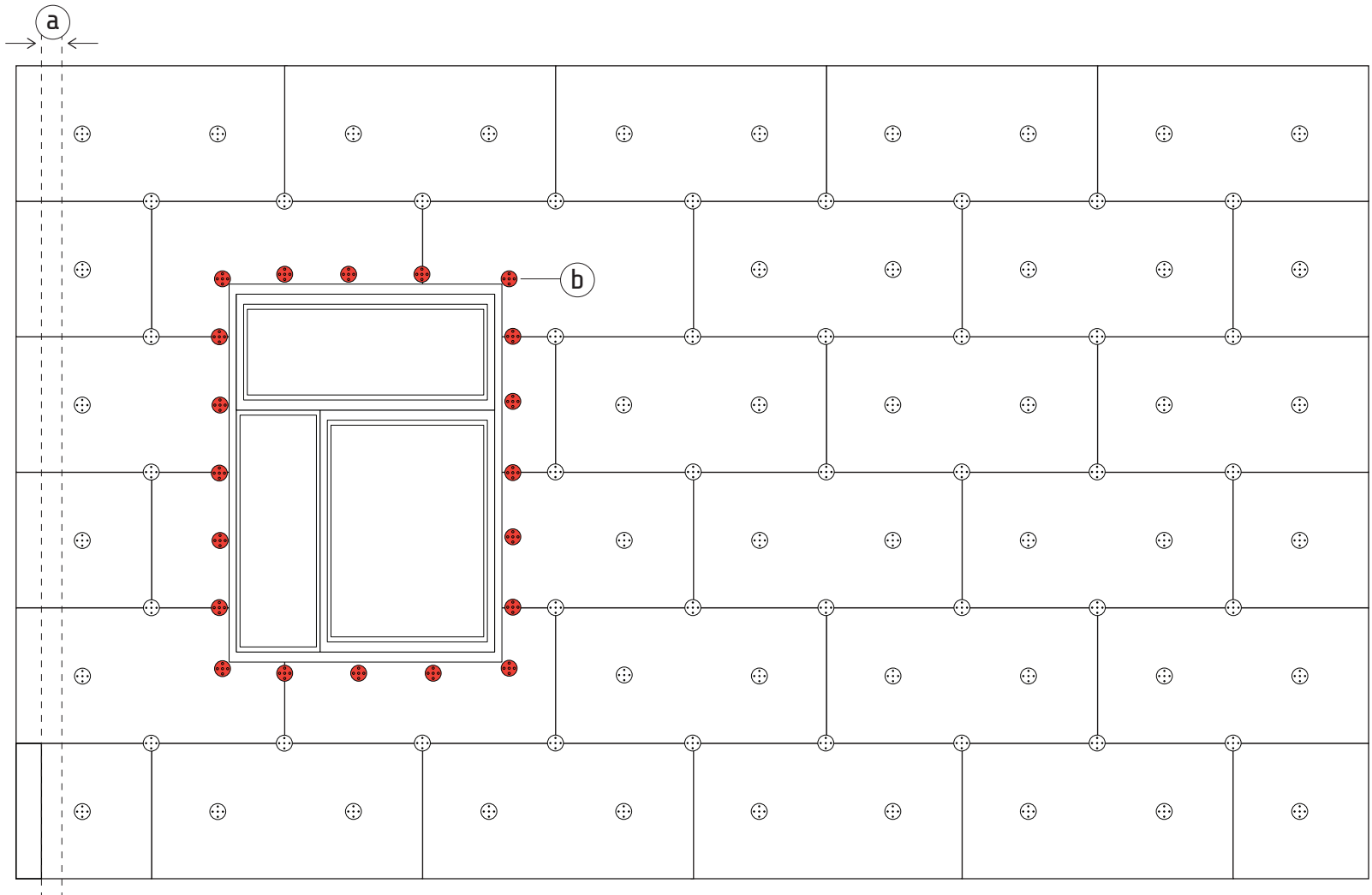
DRAWING No: EP-001

DATE: 01-05-2014

SCALE: NTS

* for fixing patterns please refer to EP000 and EP000

EWI Pro Insulation Systems LTD.
 Kingston Bussines Centre Unit1
 Fullers Way South
 Chessington KT9 1DQ



- a) The minimum edge distance should be 100mm .
- b) Additional fixings.

DRAWING TITLE: Fixing pattern and insulation layout.



DRAWING No: EP-001


DATE: 01-05-2014

SCALE: NTS

* for fixing patterns please refer to EP000 and EP000

EWI Pro Insulation Systems LTD.
 Kingston Bussines Centre Unit1
 Fullers Way South
 Chessington KT9 1DQ





a) The minimum edge distance should be 100mm

DRAWING TITLE: Fixing pattern and insulation layout.



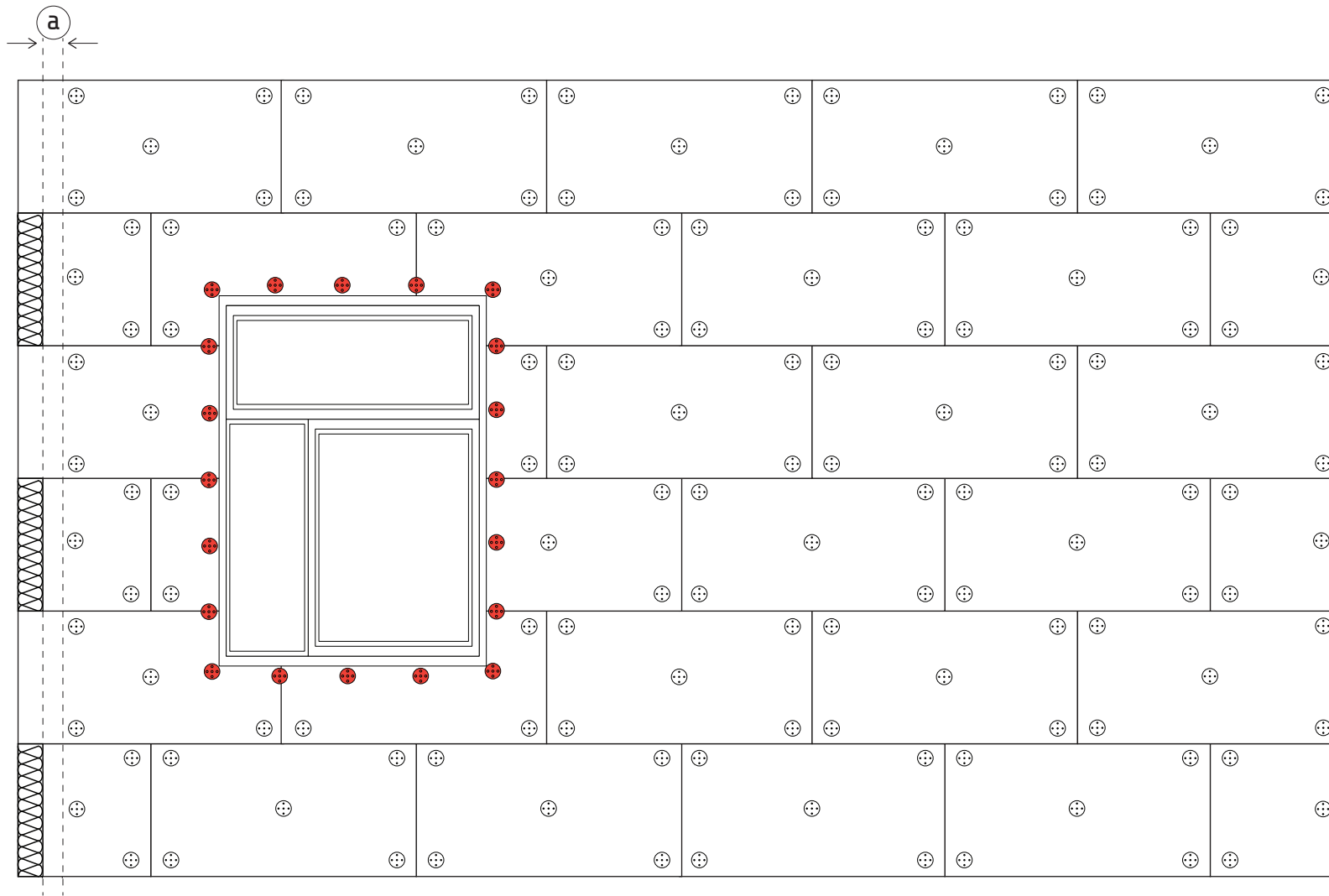
DRAWING No: EP-001

DATE: 01-05-2014

SCALE: NTS

* for fixing patterns please refer to EP000 and EP000

EWI Pro Insulation Systems LTD.
 Kingston Bussines Centre Unit1
 Fullers Way South
 Chessington KT9 1DQ



- a) The minimum edge distance should be 100mm .
- b) Additional fixings.

DRAWING TITLE: Fixing pattern and insulation layout.



DRAWING No: EP-001

DATE: 01-05-2014

SCALE: NTS

* for fixing patterns please refer to EP000 and EP000

EWI Pro Insulation Systems LTD.
 Kingston Bussines Centre Unit1
 Fullers Way South
 Chessington KT9 1DQ